

UCB S.A. FUTURE (TUNC) - EUX/C1

2024/09/18 18:54:04

Price
159.9126 EURDifference  0.27% (0.43)

General attributes

Symbol	TUNCC1
Exchange	Eurex
Currency	EUR
Security type	Future
Underlying	UCB S.A.
Maturity	09-2024
Contract size	100

Market data

Bid (Bid size)	- EUR (-)
Ask (Ask size)	- EUR (-)
Open	159.9126 EUR
High	159.9126 EUR
Low	159.9126 EUR
Close (prev. day)	159.4785 EUR
Underlying	UCB S.A.
Underlying price (date)	159.30 (24/09/18)
Settlement price (date)	159.91 (24/09/18)
Open Interest	0

Performance and Risk

	6m	1Y	3Y
Perf (%)	+49.47%	+81.00%	-
Perf (abs.)	+52.78	+71.37	-
Beta	-	-	-
Volatility	29.63	28.53	-

Futures and Options

Related Futures	-
Related Options	-

5Y












Information about previous performance does not guarantee future performance.
Source: FactSet

Price data

Ø price 5 days Ø volume 5 days (pcs.)	162.7843 EUR (0)
Ø price 30 days Ø volume 30 days (pcs.)	160.3465 EUR (0)
Ø price 100 days Ø volume 100 days (pcs.)	154.1783 EUR (0)
Ø price 250 days Ø volume 250 days (pcs.)	108.1694 EUR (4)
YTD High date	165.1022 EUR (2024/09/16)
YTD Low date	82.2365 EUR (2024/01/02)
52 Weeks High date	165.1022 EUR (2024/09/16)
52 Weeks Low date	69.2461 EUR (2023/11/10)

Recent Research

on sector		on market	
Date		Headline	Download
2024/09/11		Global Equity Ratings	
2024/09/05		Global Equity Ratings	
2024/08/12		Global Equity Ratings	
2024/07/24		Global Equity Ratings	
2024/07/12		Global Equity Ratings	