

UCB S.A. FUTURE (TUNC) - EUX/C1

2024/07/16 19:01:49

Price
144.2781 EURDifference  -0.84% (-1.22)

General attributes

Symbol	TUNCC1
Exchange	Eurex
Currency	EUR
Security type	Future
Underlying	UCB S.A.
Maturity	07-2024
Contract size	100

Market data

Bid (Bid size)	- EUR (-)
Ask (Ask size)	- EUR (-)
Open	144.2781 EUR
High	144.2781 EUR
Low	144.2781 EUR
Close (prev. day)	145.4935 EUR
Underlying	UCB S.A.
Underlying price (date)	142.45 (24/07/17)
Settlement price (date)	144.28 (24/07/16)
Open Interest	0

Performance and Risk

	6m	1Y	3Y
Perf (%)	+67.86%	+72.26%	-
Perf (abs.)	+58.33	+60.52	-
Beta	-	-	-
Volatility	28.84	26.25	-

Futures and Options

Related Futures	-
Related Options	-









Information about previous performance does not guarantee future performance.
Source: FactSet

Price data

Ø price 5 days Ø volume 5 days (pcs.)	145.0935 EUR (0)
Ø price 30 days Ø volume 30 days (pcs.)	142.0048 EUR (0)
Ø price 100 days Ø volume 100 days (pcs.)	119.2371 EUR (5)
Ø price 250 days Ø volume 250 days (pcs.)	92.4899 EUR (4)
YTD High date	145.5088 EUR (2024/07/12)
YTD Low date	82.2365 EUR (2024/01/02)
52 Weeks High date	145.5088 EUR (2024/07/12)
52 Weeks Low date	69.2461 EUR (2023/11/10)

Recent Research

on sector		on market	
Date		Headline	Download
2024/07/12		Global Equity Ratings	
2024/06/21		Global Equity Ratings	
2024/06/14		Global Equity Ratings	
2024/05/29		Global Equity Ratings	
2024/04/26		Global Equity Ratings	