

UCB S.A. FUTURE (TUNC) - EUX/C1

2024/04/30 19:06:55

Price
127.2591 EURDifference  0.79% (1.00)

General attributes

Symbol	TUNCC1
Exchange	Eurex
Currency	EUR
Security type	Future
Underlying	UCB S.A.
Maturity	06-2024
Contract size	100

Market data

Bid (Bid size)	- EUR (-)
Ask (Ask size)	- EUR (-)
Open	127.2591 EUR
High	127.2591 EUR
Low	127.2591 EUR
Close (prev. day)	126.2602 EUR
Underlying	UCB S.A.
Underlying price (date)	128.40 (24/05/21)
Settlement price (date)	130.81 (24/05/21)
Open Interest	0

Performance and Risk

	6m	1Y	3Y
Perf (%)	+74.69%	+42.31%	-
Perf (abs.)	+54.41	+37.84	-
Beta	-	-	-
Volatility	25.21	24.04	-

Futures and Options

Related Futures	-
Related Options	-












Information about previous performance does not guarantee future performance.
Source: FactSet

Price data

Ø price 5 days Ø volume 5 days (pcs.)	125.9970 EUR (0)
Ø price 30 days Ø volume 30 days (pcs.)	119.1606 EUR (0)
Ø price 100 days Ø volume 100 days (pcs.)	99.9502 EUR (11)
Ø price 250 days Ø volume 250 days (pcs.)	89.7759 EUR (4)
YTD High date	127.3120 EUR (2024/04/26)
YTD Low date	82.2365 EUR (2024/01/02)
52 Weeks High date	127.3120 EUR (2024/04/26)
52 Weeks Low date	69.2461 EUR (2023/11/10)

Recent Research

on sector		on market	
Date		Headline	Download
2024/04/26		Global Equity Ratings	
2024/04/03		Global Equity Ratings	
2024/03/13		Global Equity Ratings	
2024/02/22		Global Equity Ratings	
2024/02/14		Global Equity Ratings	