

VODAFONE GROUP PLC FUTURE (VODH) - EUX/C1

2024/05/03 18:33:42

Price
68.5778 GBP

Difference  0.89% (0.61)

General attributes

Symbol	VODHC1
Exchange	Eurex
Currency	GBP
Security type	Future
Underlying	VODAFONE GROUP PLC
Maturity	05-2024
Contract size	1,000

Market data

Bid (Bid size)	- GBP (-)
Ask (Ask size)	- GBP (-)
Open	68.5778 GBP
High	68.5778 GBP
Low	68.5778 GBP
Close (prev. day)	67.9695 GBP
Underlying	VODAFONE GROUP PLC
Underlying price (date)	68.44 (24/05/03)
Settlement price (date)	68.58 (24/05/03)
Open Interest	0

Performance and Risk

	6m	1Y	3Y
Perf (%)	-13.05%	-28.83%	-
Perf (abs.)	-10.30	-27.78	-
Beta	-	-	-
Volatility	28.64	27.59	-

Futures and Options

Related Futures	-
Related Options	-












5Y

Information about previous performance does not guarantee future performance.
Source: FactSet

Price data

Ø price 5 days Ø volume 5 days (pcs.)	68.7704 GBP (0)
Ø price 30 days Ø volume 30 days (pcs.)	68.5451 GBP (0)
Ø price 100 days Ø volume 100 days (pcs.)	68.0533 GBP (100)
Ø price 250 days Ø volume 250 days (pcs.)	72.2127 GBP (408)
YTD High date	71.3653 GBP (2024/04/03)
YTD Low date	63.0333 GBP (2024/02/09)
52 Weeks High date	95.1844 GBP (2023/05/05)
52 Weeks Low date	63.0333 GBP (2024/02/09)

Recent Research

on underlying		on sector	
Date		Headline	Download
2022/12/19		Global Equity Ratings	
2022/11/28		Global Equity Ratings	
2022/11/18		Global Equity Ratings	
2022/10/31		Global Equity Ratings	
2022/10/05		Global Equity Ratings	