

VODAFONE GROUP PLC FUTURE (VODH) - EUX/C1

2024/04/25 18:47:43

Price
69.2198 GBP

Difference  -0.50% (-0.35)

General attributes

Symbol	VODHC1
Exchange	Eurex
Currency	GBP
Security type	Future
Underlying	VODAFONE GROUP PLC
Maturity	05-2024
Contract size	1,000

Market data

Bid (Bid size)	- GBP (-)
Ask (Ask size)	- GBP (-)
Open	69.2198 GBP
High	69.2198 GBP
Low	69.2198 GBP
Close (prev. day)	69.5709 GBP
Underlying	VODAFONE GROUP PLC
Underlying price (date)	69.00 (24/04/25)
Settlement price (date)	69.22 (24/04/25)
Open Interest	0

Performance and Risk

	6m	1Y	3Y
Perf (%)	-6.66%	-24.40%	-
Perf (abs.)	-4.94	-22.34	-
Beta	-	-	-
Volatility	28.55	27.67	-

Futures and Options

Related Futures	-
Related Options	-

5Y












Information about previous performance does not guarantee future performance.
Source: FactSet

Price data

Ø price 5 days Ø volume 5 days (pcs.)	69.1047 GBP (0)
Ø price 30 days Ø volume 30 days (pcs.)	68.3147 GBP (333)
Ø price 100 days Ø volume 100 days (pcs.)	68.1854 GBP (100)
Ø price 250 days Ø volume 250 days (pcs.)	72.7121 GBP (408)
YTD High date	71.3653 GBP (2024/04/03)
YTD Low date	63.0333 GBP (2024/02/09)
52 Weeks High date	96.3547 GBP (2023/05/03)
52 Weeks Low date	63.0333 GBP (2024/02/09)

Recent Research

on underlying		on sector	
Date		Headline	Download
2022/12/19		Global Equity Ratings	
2022/11/28		Global Equity Ratings	
2022/11/18		Global Equity Ratings	
2022/10/31		Global Equity Ratings	
2022/10/05		Global Equity Ratings	