

TELECOM ITALIA S.P.A. FUTURE (TQRF) - EUX/C12

2024/05/06 18:30:16

Price
0.2341 EURDifference  -0.72% (-0.00)

General attributes

Symbol	TQRFC12
Exchange	Eurex
Currency	EUR
Security type	Future
Underlying	TELECOM ITALIA SPA DI RISP
Maturity	05-2025
Contract size	1,000

Market data

Bid (Bid size)	- EUR (-)
Ask (Ask size)	- EUR (-)
Open	0.2341 EUR
High	0.2341 EUR
Low	0.2341 EUR
Close (prev. day)	0.2358 EUR
Underlying	TELECOM ITALIA SPA DI RISP
Underlying price (date)	0.2638 (24/05/31)
Settlement price (date)	0.26 (24/05/31)
Open Interest	0

Performance and Risk

	6m	1Y	3Y
Perf (%)	-8.98%	-12.94%	-
Perf (abs.)	-0.02	-0.03	-
Beta	-	-	-
Volatility	53.67	44.25	-

Futures and Options

Related Futures	-
Related Options	-

5Y












Information about previous performance does not guarantee future performance.
Source: FactSet

Price data

Ø price 5 days Ø volume 5 days (pcs.)	0.2328 EUR (0)
Ø price 30 days Ø volume 30 days (pcs.)	0.2284 EUR (0)
Ø price 100 days Ø volume 100 days (pcs.)	0.2658 EUR (0)
Ø price 250 days Ø volume 250 days (pcs.)	0.2687 EUR (0)
YTD High date	0.3081 EUR (2024/01/02)
YTD Low date	0.2106 EUR (2024/03/11)
52 Weeks High date	0.3305 EUR (2023/09/22)
52 Weeks Low date	0.2106 EUR (2024/03/11)

Recent Research

on sector		on market	
Date		Headline	Download
2024/05/29		Global Equity Ratings	
2024/04/26		Global Equity Ratings	
2024/04/03		Global Equity Ratings	
2024/03/13		Global Equity Ratings	
2024/02/22		Global Equity Ratings	