

TELUS CORP. FUTURE (TUFF) - EUX/C13

2024/07/26 18:36:01

Price
16.0903 USD

Difference  -0.26% (-0.04)

General attributes

Symbol	TUFFC13
Exchange	Eurex
Currency	USD
Security type	Future
Underlying	TELUS CORP
Maturity	08-2025
Contract size	100

Market data

Bid (Bid size)	- USD (-)
Ask (Ask size)	- USD (-)
Open	16.0903 USD
High	16.0903 USD
Low	16.0903 USD
Close (prev. day)	16.1318 USD
Underlying	TELUS CORP
Underlying price (date)	21.95 (24/07/26)
Settlement price (date)	16.09 (24/07/26)
Open Interest	0

Performance and Risk

	6m	1Y	3Y
Perf (%)	-13.10%	-11.96%	-
Perf (abs.)	-2.43	-2.19	-
Beta	-	-	-
Volatility	22.89	22.58	-

Futures and Options

Related Futures	-
Related Options	-

5Y












Information about previous performance does not guarantee future performance.
Source: FactSet

Price data

Ø price 5 days Ø volume 5 days (pcs.)	16.1532 USD (0)
Ø price 30 days Ø volume 30 days (pcs.)	15.8923 USD (0)
Ø price 100 days Ø volume 100 days (pcs.)	16.3568 USD (0)
Ø price 250 days Ø volume 250 days (pcs.)	17.2048 USD (0)
YTD High date	18.7692 USD (2024/01/24)
YTD Low date	15.4861 USD (2024/07/05)
52 Weeks High date	19.1579 USD (2023/12/06)
52 Weeks Low date	15.4861 USD (2024/07/05)

Recent Research

on sector			
Date		Headline	Download
2024/07/24		Global Equity Ratings	
2024/07/12		Global Equity Ratings	
2024/06/21		Global Equity Ratings	
2024/06/14		Global Equity Ratings	
2024/05/29		Global Equity Ratings	