

TESLA INC. FUTURE (TSLF) - EUX/C11

2023/09/25 18:57:05

Price
262.0757 USD

Difference  -8.84% (-25.41)

General attributes

Symbol	TSLFC11
Exchange	Eurex
Currency	USD
Security type	Future
Underlying	TESLA INC.
Maturity	12-2024
Contract size	300

Market data

Bid (Bid size)	- USD (-)
Ask (Ask size)	- USD (-)
Open	262.0757 USD
High	262.0757 USD
Low	262.0757 USD
Close (prev. day)	287.485 USD
Underlying	TESLA INC.
Underlying price (date)	244.87 (23/09/26)
Settlement price (date)	262.08 (23/09/25)
Open Interest	0

Performance and Risk

	6m	1Y	3Y
Perf (%)	+28.74%	-	-
Perf (abs.)	+58.51	-	-
Beta	-	-	-
Volatility	92.59	125.79	125.79

Futures and Options

Related Futures	-
Related Options	-







Information about previous performance does not guarantee future performance.
Source: FactSet

Price data

Ø price 5 days Ø volume 5 days (pcs.)	272.7900 USD (0)
Ø price 30 days Ø volume 30 days (pcs.)	235.5912 USD (0)
Ø price 100 days Ø volume 100 days (pcs.)	- USD (0)
Ø price 250 days Ø volume 250 days (pcs.)	- USD (0)
YTD High date	309.7789 USD (2023/07/17)
YTD Low date	127.6418 USD (2023/01/10)
52 Weeks High date	309.7789 USD (2023/07/17)
52 Weeks Low date	127.6418 USD (2023/01/10)

Recent Research

on underlying	on sector	on market	
Date		Headline	Download
2023/09/08		Global Equity Ratings	
2023/08/22		Global Equity Ratings	
2023/08/17		Global Equity Ratings	
2023/08/09		Global Equity Ratings	
2023/07/21		Global Equity Ratings	