

VERIZON COMMUNICATIONS INC. FUTURE (VZFF) - EUX/C1

2024/07/26 18:36:06

Price
40.1866 USD

Difference  -0.69% (-0.28)

General attributes

Symbol	VZFFC1
Exchange	Eurex
Currency	USD
Security type	Future
Underlying	VERIZON COMMUNICATIONS INC
Maturity	08-2024
Contract size	100

Market data

Bid (Bid size)	- USD (-)
Ask (Ask size)	- USD (-)
Open	40.1866 USD
High	40.1866 USD
Low	40.1866 USD
Close (prev. day)	40.4643 USD
Underlying	VERIZON COMMUNICATIONS INC
Underlying price (date)	40.09 (24/07/26)
Settlement price (date)	40.19 (24/07/26)
Open Interest	0

Performance and Risk

	6m	1Y	3Y
Perf (%)	-5.34%	+16.25%	-
Perf (abs.)	-2.27	+5.62	-
Beta	-	-	-
Volatility	23.45	23.08	-

Futures and Options

Related Futures	-
Related Options	-

5Y












Information about previous performance does not guarantee future performance.
Source: FactSet

Price data

Ø price 5 days Ø volume 5 days (pcs.)	39.7546 USD (0)
Ø price 30 days Ø volume 30 days (pcs.)	40.5821 USD (0)
Ø price 100 days Ø volume 100 days (pcs.)	40.2638 USD (0)
Ø price 250 days Ø volume 250 days (pcs.)	37.4117 USD (0)
YTD High date	42.5985 USD (2024/02/01)
YTD Low date	38.0171 USD (2024/01/02)
52 Weeks High date	42.5985 USD (2024/02/01)
52 Weeks Low date	30.7367 USD (2023/10/06)

Recent Research

on underlying	on sector	on market	
Date		Headline	Download
2024/07/24		Global Equity Ratings	
2024/07/12		Global Equity Ratings	
2024/06/21		Global Equity Ratings	
2024/06/14		Global Equity Ratings	
2024/05/29		Global Equity Ratings	