

WOLTERS KLUWER N.V. FUTURE (TWOS) - EUX/C3

2024/09/18 18:54:06

Price
156.3214 EUR

Difference  **-2.14% (-3.42)**

General attributes

Symbol	TWOSC3
Exchange	Eurex
Currency	EUR
Security type	Future
Underlying	WOLTERS KLUWER NV
Maturity	11-2024
Contract size	100

Market data

Bid (Bid size)	- EUR (-)
Ask (Ask size)	- EUR (-)
Open	156.3214 EUR
High	156.3214 EUR
Low	156.3214 EUR
Close (prev. day)	159.7393 EUR
Underlying	WOLTERS KLUWER NV
Underlying price (date)	155.05 (24/09/18)
Settlement price (date)	156.32 (24/09/18)
Open Interest	0

Performance and Risk

	6m	1Y	3Y
Perf (%)	+8.87%	+29.92%	-
Perf (abs.)	+13.02	+36.79	-
Beta	-	-	-
Volatility	21.73	18.20	-

Futures and Options

Related Futures	-
Related Options	-

5Y












Information about previous performance does not guarantee future performance.
Source: FactSet

Price data

Ø price 5 days Ø volume 5 days (pcs.)	157.3957 EUR (0)
Ø price 30 days Ø volume 30 days (pcs.)	153.5167 EUR (0)
Ø price 100 days Ø volume 100 days (pcs.)	153.6987 EUR (0)
Ø price 250 days Ø volume 250 days (pcs.)	140.7001 EUR (0)
YTD High date	159.7393 EUR (2024/09/17)
YTD Low date	130.8755 EUR (2024/01/02)
52 Weeks High date	159.7393 EUR (2024/09/17)
52 Weeks Low date	117.9593 EUR (2023/09/27)

Recent Research

on sector		on market	
Date		Headline	Download
2024/09/11		Global Equity Ratings	
2024/09/05		Global Equity Ratings	
2024/08/12		Global Equity Ratings	
2024/07/24		Global Equity Ratings	
2024/07/12		Global Equity Ratings	