

UBS AG FUTURE (UBSJ) - EUX/C12

2024/09/16 18:47:23

Price
24.7377 CHF

Difference  0.02% (0.00)

General attributes

Symbol	UBSJC12
Exchange	Eurex
Currency	CHF
Security type	Future
Underlying	UBS GROUP
Maturity	08-2025
Contract size	100

Market data

Bid (Bid size)	- CHF (-)
Ask (Ask size)	- CHF (-)
Open	24.7377 CHF
High	24.7377 CHF
Low	24.7377 CHF
Close (prev. day)	24.7335 CHF
Underlying	UBS GROUP
Underlying price (date)	25.40 (24/09/17)
Settlement price (date)	24.74 (24/09/16)
Open Interest	0

Performance and Risk

	6m	1Y	3Y
Perf (%)	-11.93%	+5.59%	-
Perf (abs.)	-3.35	+1.31	-
Beta	-	-	-
Volatility	36.72	29.64	-

Futures and Options

Related Futures	-
Related Options	-

5Y











Information about previous performance does not guarantee future performance.
Source: FactSet

Price data

Ø price 5 days Ø volume 5 days (pcs.)	24.3399 CHF (0)
Ø price 30 days Ø volume 30 days (pcs.)	25.1127 CHF (0)
Ø price 100 days Ø volume 100 days (pcs.)	25.7456 CHF (0)
Ø price 250 days Ø volume 250 days (pcs.)	24.9171 CHF (0)
YTD High date	28.4193 CHF (2024/04/04)
YTD Low date	23.4995 CHF (2024/08/05)
52 Weeks High date	28.4193 CHF (2024/04/04)
52 Weeks Low date	21.0535 CHF (2023/10/20)

Recent Research

on underlying	on sector	on market	
Date		Headline	Download
2024/09/11		Global Equity Ratings	
2024/09/05		Global Equity Ratings	
2024/08/12		Global Equity Ratings	
2024/07/24		Global Equity Ratings	
2024/07/12		Global Equity Ratings	