

UBS AG FUTURE (UBSJ) - EUX/C12

2024/04/25 18:47:33

Price
24.2957 CHF

Difference  **-0.23% (-0.06)**

General attributes

Symbol	UBSJC12
Exchange	Eurex
Currency	CHF
Security type	Future
Underlying	UBS GROUP
Maturity	04-2025
Contract size	100

Market data

Bid (Bid size)	- CHF (-)
Ask (Ask size)	- CHF (-)
Open	24.2957 CHF
High	24.2957 CHF
Low	24.2957 CHF
Close (prev. day)	24.3527 CHF
Underlying	UBS GROUP
Underlying price (date)	24.96 (24/04/25)
Settlement price (date)	24.30 (24/04/25)
Open Interest	0

Performance and Risk

	6m	1Y	3Y
Perf (%)	+15.06%	+34.28%	-
Perf (abs.)	+3.19	+6.22	-
Beta	-	-	-
Volatility	24.56	24.31	-

Futures and Options

Related Futures	-
Related Options	-

5Y












Information about previous performance does not guarantee future performance.
Source: FactSet

Price data

Ø price 5 days Ø volume 5 days (pcs.)	25.0691 CHF (0)
Ø price 30 days Ø volume 30 days (pcs.)	27.0356 CHF (0)
Ø price 100 days Ø volume 100 days (pcs.)	25.7573 CHF (0)
Ø price 250 days Ø volume 250 days (pcs.)	22.4793 CHF (0)
YTD High date	28.4193 CHF (2024/04/04)
YTD Low date	23.7307 CHF (2024/02/07)
52 Weeks High date	28.4193 CHF (2024/04/04)
52 Weeks Low date	16.6215 CHF (2023/05/04)

Recent Research

on underlying	on sector	on market	
Date		Headline	Download
2024/04/03		Global Equity Ratings	
2024/03/13		Global Equity Ratings	
2024/02/22		Global Equity Ratings	
2024/02/14		Global Equity Ratings	
2024/01/23		Global Equity Ratings	