

WIENERBERGER AG FUTURE (TWIE) - EUX/C1

2024/08/01 19:07:23

Price
32.3156 EUR

Difference  **-2.09% (-0.69)**

General attributes

Symbol	TWIEC1
Exchange	Eurex
Currency	EUR
Security type	Future
Underlying	WIENERBERGER AG
Maturity	08-2024
Contract size	100

Market data

Bid (Bid size)	- EUR (-)
Ask (Ask size)	- EUR (-)
Open	32.3156 EUR
High	32.3156 EUR
Low	32.3156 EUR
Close (prev. day)	33.0057 EUR
Underlying	WIENERBERGER AG
Underlying price (date)	32.08 (24/08/01)
Settlement price (date)	32.32 (24/08/01)
Open Interest	0

Performance and Risk

	6m	1Y	3Y
Perf (%)	+4.06%	+7.96%	-
Perf (abs.)	+1.29	+2.43	-
Beta	-	-	-
Volatility	17.98	23.97	-

Futures and Options

Related Futures	-
Related Options	-








Information about previous performance does not guarantee future performance.
 Source: FactSet

Price data

Ø price 5 days Ø volume 5 days (pcs.)	32.8403 EUR (0)
Ø price 30 days Ø volume 30 days (pcs.)	33.0816 EUR (0)
Ø price 100 days Ø volume 100 days (pcs.)	33.1488 EUR (0)
Ø price 250 days Ø volume 250 days (pcs.)	29.1027 EUR (0)
YTD High date	34.5632 EUR (2024/06/19)
YTD Low date	28.2821 EUR (2024/01/17)
52 Weeks High date	34.5632 EUR (2024/06/19)
52 Weeks Low date	22.8172 EUR (2023/10/26)

Recent Research

on sector		on market	
Date		Headline	Download
2024/07/24		Global Equity Ratings	
2024/07/12		Global Equity Ratings	
2024/06/21		Global Equity Ratings	
2024/06/14		Global Equity Ratings	
2024/05/29		Global Equity Ratings	