

WIENERBERGER AG FUTURE (TWIE) - EUX/C1

2024/04/19 18:47:48

Price
32.7087 EUR

Difference  **-1.52% (-0.50)**

General attributes

Symbol	TWIEC1
Exchange	Eurex
Currency	EUR
Security type	Future
Underlying	WIENERBERGER AG
Maturity	05-2024
Contract size	100

Market data

Bid (Bid size)	- EUR (-)
Ask (Ask size)	- EUR (-)
Open	32.7087 EUR
High	32.7087 EUR
Low	32.7087 EUR
Close (prev. day)	33.2133 EUR
Underlying	WIENERBERGER AG
Underlying price (date)	32.76 (24/04/19)
Settlement price (date)	32.62 (24/04/19)
Open Interest	0

Performance and Risk

	6m	1Y	3Y
Perf (%)	+37.93%	+18.80%	-
Perf (abs.)	+8.99	+5.18	-
Beta	-	-	-
Volatility	21.09	22.09	-

Futures and Options

Related Futures	-
Related Options	-









Information about previous performance does not guarantee future performance.
Source: FactSet

Price data

Ø price 5 days Ø volume 5 days (pcs.)	32.8343 EUR (0)
Ø price 30 days Ø volume 30 days (pcs.)	33.0142 EUR (0)
Ø price 100 days Ø volume 100 days (pcs.)	31.0576 EUR (0)
Ø price 250 days Ø volume 250 days (pcs.)	28.5095 EUR (0)
YTD High date	33.8057 EUR (2024/03/27)
YTD Low date	28.2821 EUR (2024/01/17)
52 Weeks High date	33.8057 EUR (2024/03/27)
52 Weeks Low date	22.8172 EUR (2023/10/26)

Recent Research

on sector		on market	
Date		Headline	Download
2024/04/03		Global Equity Ratings	
2024/03/13		Global Equity Ratings	
2024/02/22		Global Equity Ratings	
2024/02/14		Global Equity Ratings	
2024/01/23		Global Equity Ratings	