

WIENERBERGER AG FUTURE (TWIE) - EUX/C1

2023/06/09 19:01:13

Price
28.8653 EURDifference  -0.07% (-0.02)

General attributes

Symbol	TWIEC1
Exchange	Eurex
Currency	EUR
Security type	Future
Underlying	WIENERBERGER AG
Maturity	06-2023
Contract size	100

Market data

Bid (Bid size)	- EUR (-)
Ask (Ask size)	- EUR (-)
Open	28.8653 EUR
High	28.8653 EUR
Low	28.8653 EUR
Close (prev. day)	28.8845 EUR
Underlying	WIENERBERGER AG
Underlying price (date)	27.98 (23/06/09)
Settlement price (date)	28.87 (23/06/09)
Open Interest	0

Performance and Risk

	6m	1Y	3Y
Perf (%)	-	-	-
Perf (abs.)	-	-	-
Beta	-	-	-
Volatility	23.81	23.81	23.81

Futures and Options

Related Futures	-
Related Options	-

5Y












Information about previous performance does not guarantee future performance.
Source: FactSet

Price data

Ø price 5 days Ø volume 5 days (pcs.)	28.4302 EUR (0)
Ø price 30 days Ø volume 30 days (pcs.)	28.0506 EUR (0)
Ø price 100 days Ø volume 100 days (pcs.)	27.9033 EUR (0)
Ø price 250 days Ø volume 250 days (pcs.)	- EUR (0)
YTD High date	30.4239 EUR (2023/03/03)
YTD Low date	25.4639 EUR (2023/03/24)
52 Weeks High date	30.4239 EUR (2023/03/03)
52 Weeks Low date	25.4639 EUR (2023/03/24)

Recent Research

on sector		on market	
Date		Headline	Download
2023/06/06		Global Equity Ratings	
2023/06/01		Global Equity Ratings	
2023/05/24		Global Equity Ratings	
2023/05/03		Global Equity Ratings	
2023/04/25		Global Equity Ratings	