

## TELECOM ITALIA S.P.A. FUTURE (TQRF) - EUX/C13

2024/05/06 18:30:16

Price  
**0.2347** EURDifference  -0.72% (-0.00)

## General attributes

Symbol	TQRFC13
Exchange	Eurex
Currency	EUR
Security type	Future
Underlying	TELECOM ITALIA SPA DI RISP
Maturity	06-2025
Contract size	1,000

## Market data

Bid (Bid size)	- EUR (-)
Ask (Ask size)	- EUR (-)
Open	0.2347 EUR
High	0.2347 EUR
Low	0.2347 EUR
Close (prev. day)	0.2364 EUR
Underlying	TELECOM ITALIA SPA DI RISP
Underlying price (date)	0.2638 (24/05/31)
Settlement price (date)	0.26 (24/05/31)
Open Interest	0

## Performance and Risk

	6m	1Y	3Y
Perf (%)	-9.00%	-12.95%	-
Perf (abs.)	-0.02	-0.03	-
Beta	-	-	-
Volatility	54.85	44.93	-

## Futures and Options

Related Futures	-
Related Options	-

5Y












Information about previous performance does not guarantee future performance.  
Source: FactSet

## Price data

Ø price 5 days   Ø volume 5 days (pcs.)	0.2333 EUR (0)
Ø price 30 days   Ø volume 30 days (pcs.)	0.2287 EUR (0)
Ø price 100 days   Ø volume 100 days (pcs.)	0.2661 EUR (0)
Ø price 250 days   Ø volume 250 days (pcs.)	0.2684 EUR (0)
YTD High   date	0.3087 EUR (2024/01/02)
YTD Low   date	0.2111 EUR (2024/03/11)
52 Weeks High   date	0.3315 EUR (2023/09/22)
52 Weeks Low   date	0.2111 EUR (2024/03/11)

## Recent Research

on sector		on market	
Date		Headline	Download
2024/05/29		Global Equity Ratings	
2024/04/26		Global Equity Ratings	
2024/04/03		Global Equity Ratings	
2024/03/13		Global Equity Ratings	
2024/02/22		Global Equity Ratings	