

# UNITED AIRLINES HOLDINGS INC. FUTURE (UALF) - EUX/C13

2024/05/02 18:24:16

**Price**  
**54.3129** USD  
**Difference**  **-2.08% (-1.15)**

**General attributes**

**Symbol** UALFC13  
**Exchange** Eurex  
**Currency** USD  
**Security type** Future  
**Underlying** UNITED AIRLINES HOLDINGS INC.  
**Maturity** 05-2025  
**Contract size** 100

**Market data**

**Bid (Bid size)** - USD (-)  
**Ask (Ask size)** - USD (-)  
**Open** 54.3129 USD  
**High** 54.3129 USD  
**Low** 54.3129 USD  
**Close (prev. day)** 55.4651 USD  
**Underlying** UNITED AIRLINES HOLDINGS INC.  
**Underlying price (date)** 51.65 (24/05/02)  
**Settlement price (date)** 54.31 (24/05/02)  
**Open Interest** 0

**Performance and Risk**

	6m	1Y	3Y
<b>Perf (%)</b>	+52.45%	+21.11%	-
<b>Perf (abs.)</b>	+19.08	+9.67	-
<b>Beta</b>	-	-	-
<b>Volatility</b>	44.05	39.49	-

**Futures and Options**

**Related Futures** -  
**Related Options** -

5Y








Information about previous performance does not guarantee future performance.  
 Source: FactSet

**Price data**

<b>Ø price 5 days   Ø volume 5 days (pcs.)</b>	55.4289 USD (0)
<b>Ø price 30 days   Ø volume 30 days (pcs.)</b>	49.6338 USD (0)
<b>Ø price 100 days   Ø volume 100 days (pcs.)</b>	46.1067 USD (0)
<b>Ø price 250 days   Ø volume 250 days (pcs.)</b>	48.1083 USD (0)
<b>YTD High   date</b>	57.5320 USD (2024/04/22)
<b>YTD Low   date</b>	40.1944 USD (2024/01/17)
<b>52 Weeks High   date</b>	61.4997 USD (2023/07/21)
<b>52 Weeks Low   date</b>	36.3826 USD (2023/10/30)

**Recent Research**

on sector		on market	
Date		Headline	Download
2024/04/26		Global Equity Ratings	
2024/04/03		Global Equity Ratings	
2024/03/13		Global Equity Ratings	
2024/02/22		Global Equity Ratings	
2024/02/14		Global Equity Ratings	