

## TRAVELERS COMPANIES INC.,THE FUTURE (TRVF) - EUX/C11

2024/08/16 19:02:09

Price  
**222.0432** USDDifference  0.35% (0.77)

## General attributes

Symbol	TRVFC11
Exchange	Eurex
Currency	USD
Security type	Future
Underlying	TRAVELERS COMPANIES INC (THE)
Maturity	07-2025
Contract size	100

## Market data

Bid (Bid size)	- USD (-)
Ask (Ask size)	- USD (-)
Open	222.0432 USD
High	222.0432 USD
Low	222.0432 USD
Close (prev. day)	221.273 USD
Underlying	TRAVELERS COMPANIES INC (THE)
Underlying price (date)	217.855 (24/08/16)
Settlement price (date)	222.72 (24/08/16)
Open Interest	0

## Performance and Risk

	6m	1Y	3Y
Perf (%)	-1.74%	+31.05%	-
Perf (abs.)	-3.92	+52.42	-
Beta	-	-	-
Volatility	28.23	22.96	-

## Futures and Options

Related Futures	-
Related Options	-

5Y









Information about previous performance does not guarantee future performance.  
Source: FactSet

## Price data

Ø price 5 days   Ø volume 5 days (pcs.)	217.2135 USD (0)
Ø price 30 days   Ø volume 30 days (pcs.)	217.1001 USD (0)
Ø price 100 days   Ø volume 100 days (pcs.)	221.2973 USD (0)
Ø price 250 days   Ø volume 250 days (pcs.)	201.0991 USD (0)
YTD High   date	240.3918 USD (2024/04/04)
YTD Low   date	196.9835 USD (2024/01/09)
52 Weeks High   date	240.3918 USD (2024/04/04)
52 Weeks Low   date	164.3932 USD (2023/10/24)

## Recent Research

on sector		on market	
Date		Headline	Download
2024/08/16		Akciové trhy - denní zpráva	
2024/08/15		Akciové trhy - denní zpráva	
2024/08/14		Akciové trhy - denní zpráva	
2024/08/13		Akciové trhy - denní zpráva	
2024/08/12		Global Equity Ratings	