

## KONE CORP. [NEW] FUTURE (TKC4) - EUX/C6

2024/08/07 18:56:42

Price  
**52.6801** EURDifference  1.68% (0.87)

## General attributes

|               |          |
|---------------|----------|
| Symbol        | TKC4C6   |
| Exchange      | Eurex    |
| Currency      | EUR      |
| Security type | Future   |
| Underlying    | KONE OYJ |
| Maturity      | 06-2025  |
| Contract size | 100      |

## Market data

|                         |                  |
|-------------------------|------------------|
| Bid (Bid size)          | - EUR (-)        |
| Ask (Ask size)          | - EUR (-)        |
| Open                    | 52.6801 EUR      |
| High                    | 52.6801 EUR      |
| Low                     | 52.6801 EUR      |
| Close (prev. day)       | 51.8122 EUR      |
| Underlying              | KONE OYJ         |
| Underlying price (date) | 47.05 (24/08/07) |
| Settlement price (date) | 52.68 (24/08/07) |
| Open Interest           | 0                |

## Performance and Risk

|             | 6m     | 1Y     | 3Y |
|-------------|--------|--------|----|
| Perf (%)    | +0.58% | +1.09% | -  |
| Perf (abs.) | +0.30  | +0.56  | -  |
| Beta        | -      | -      | -  |
| Volatility  | 17.03  | 18.97  | -  |

## Futures and Options

|                 |   |
|-----------------|---|
| Related Futures | - |
| Related Options | - |











5Y

Information about previous performance does not guarantee future performance.  
Source: FactSet

## Price data

|   |                          |
|---|--------------------------|
| Ø price 5 days   Ø volume 5 days (pcs.)     | 52.4678 EUR (0)          |
| Ø price 30 days   Ø volume 30 days (pcs.)   | 52.5016 EUR (0)          |
| Ø price 100 days   Ø volume 100 days (pcs.) | 51.1512 EUR (0)          |
| Ø price 250 days   Ø volume 250 days (pcs.) | 49.1359 EUR (0)          |
| YTD High   date                             | 53.5228 EUR (2024/07/12) |
| YTD Low   date                              | 47.9333 EUR (2024/01/19) |
| 52 Weeks High   date                        | 53.5228 EUR (2024/07/12) |
| 52 Weeks Low   date                         | 44.0698 EUR (2023/10/24) |

## Recent Research

| on underlying | on sector   | on market |                       |   |
|---------------|---|-----------|-----------------------|---|
| Date          |   |           | Headline              | Download  |
| 2023/10/27    |  |           | Global Equity Ratings |  |
| 2023/09/29    |  |           | Global Equity Ratings |  |
| 2023/09/08    |  |           | Global Equity Ratings |  |
| 2023/08/22    |  |           | Global Equity Ratings |  |
| 2023/08/17    |  |           | Global Equity Ratings |  |