

KONE CORP. [NEW] FUTURE (TKC4) - EUX/C6

2024/07/26 18:44:42

Price
52.0676 EURDifference  1.31% (0.67)

General attributes

Symbol	TKC4C6
Exchange	Eurex
Currency	EUR
Security type	Future
Underlying	KONE OYJ
Maturity	06-2025
Contract size	100

Market data

Bid (Bid size)	- EUR (-)
Ask (Ask size)	- EUR (-)
Open	52.0676 EUR
High	52.0676 EUR
Low	52.0676 EUR
Close (prev. day)	51.3953 EUR
Underlying	KONE OYJ
Underlying price (date)	46.30 (24/07/26)
Settlement price (date)	52.07 (24/07/26)
Open Interest	0

Performance and Risk

	6m	1Y	3Y
Perf (%)	+0.73%	-1.45%	-
Perf (abs.)	+0.38	-0.76	-
Beta	-	-	-
Volatility	17.43	18.95	-

Futures and Options

Related Futures	-
Related Options	-











Information about previous performance does not guarantee future performance.
Source: FactSet

Price data

Ø price 5 days Ø volume 5 days (pcs.)	51.8670 EUR (0)
Ø price 30 days Ø volume 30 days (pcs.)	52.5192 EUR (0)
Ø price 100 days Ø volume 100 days (pcs.)	50.8328 EUR (0)
Ø price 250 days Ø volume 250 days (pcs.)	49.0812 EUR (0)
YTD High date	53.5228 EUR (2024/07/12)
YTD Low date	47.9333 EUR (2024/01/19)
52 Weeks High date	53.5228 EUR (2024/07/12)
52 Weeks Low date	44.0698 EUR (2023/10/24)

Recent Research

on underlying	on sector	on market		
Date			Headline	Download
2023/10/27			Global Equity Ratings	
2023/09/29			Global Equity Ratings	
2023/09/08			Global Equity Ratings	
2023/08/22			Global Equity Ratings	
2023/08/17			Global Equity Ratings	