

KONE CORP. [NEW] FUTURE (TKC4) - EUX/C6

2024/07/10 19:12:23

Price
52.5017 EURDifference  0.25% (0.13)

General attributes

| | |
|---------------|----------|
| Symbol | TKC4C6 |
| Exchange | Eurex |
| Currency | EUR |
| Security type | Future |
| Underlying | KONE OYJ |
| Maturity | 06-2025 |
| Contract size | 100 |

Market data

| | |
|-------------------------|------------------|
| Bid (Bid size) | - EUR (-) |
| Ask (Ask size) | - EUR (-) |
| Open | 52.5017 EUR |
| High | 52.5017 EUR |
| Low | 52.5017 EUR |
| Close (prev. day) | 52.3696 EUR |
| Underlying | KONE OYJ |
| Underlying price (date) | 47.01 (24/07/11) |
| Settlement price (date) | 52.50 (24/07/10) |
| Open Interest | 0 |

Performance and Risk

| | 6m | 1Y | 3Y |
|-------------|--------|--------|----|
| Perf (%) | +2.86% | -0.41% | - |
| Perf (abs.) | +1.46 | -0.21 | - |
| Beta | - | - | - |
| Volatility | 20.39 | 19.14 | - |

Futures and Options

| | |
|-----------------|---|
| Related Futures | - |
| Related Options | - |













Information about previous performance does not guarantee future performance.
Source: FactSet

Price data

| | |
|---|--------------------------|
| Ø price 5 days Ø volume 5 days (pcs.) | 52.6145 EUR (0) |
| Ø price 30 days Ø volume 30 days (pcs.) | 52.5501 EUR (0) |
| Ø price 100 days Ø volume 100 days (pcs.) | 50.5631 EUR (0) |
| Ø price 250 days Ø volume 250 days (pcs.) | 49.0878 EUR (0) |
| YTD High date | 53.4696 EUR (2024/05/06) |
| YTD Low date | 47.9333 EUR (2024/01/19) |
| 52 Weeks High date | 53.8305 EUR (2023/07/18) |
| 52 Weeks Low date | 44.0698 EUR (2023/10/24) |

Recent Research

| on underlying | on sector | on market | |
|---------------|---|-----------------------|---|
| Date | | Headline | Download |
| 2023/10/27 |  | Global Equity Ratings |  |
| 2023/09/29 |  | Global Equity Ratings |  |
| 2023/09/08 |  | Global Equity Ratings |  |
| 2023/08/22 |  | Global Equity Ratings |  |
| 2023/08/17 |  | Global Equity Ratings |  |