

KONE CORP. [NEW] FUTURE (TKC4) - EUX/C6

2024/04/23 18:43:47

Price
49.5127 EURDifference  0.25% (0.12)

General attributes

Symbol	TKC4C6
Exchange	Eurex
Currency	EUR
Security type	Future
Underlying	KONE OYJ
Maturity	03-2025
Contract size	100

Market data

Bid (Bid size)	- EUR (-)
Ask (Ask size)	- EUR (-)
Open	49.5127 EUR
High	49.5127 EUR
Low	49.5127 EUR
Close (prev. day)	49.3882 EUR
Underlying	KONE OYJ
Underlying price (date)	45.06 (24/04/24)
Settlement price (date)	49.51 (24/04/23)
Open Interest	0

Performance and Risk

	6m	1Y	3Y
Perf (%)	+12.26%	-12.45%	-
Perf (abs.)	+5.41	-7.04	-
Beta	-	-	-
Volatility	19.58	19.72	-

Futures and Options

Related Futures	-
Related Options	-












Information about previous performance does not guarantee future performance.
Source: FactSet

Price data

Ø price 5 days Ø volume 5 days (pcs.)	49.3155 EUR (0)
Ø price 30 days Ø volume 30 days (pcs.)	49.5230 EUR (0)
Ø price 100 days Ø volume 100 days (pcs.)	49.6886 EUR (0)
Ø price 250 days Ø volume 250 days (pcs.)	50.3218 EUR (0)
YTD High date	52.3070 EUR (2024/02/21)
YTD Low date	47.9333 EUR (2024/01/19)
52 Weeks High date	59.4891 EUR (2023/05/08)
52 Weeks Low date	44.0698 EUR (2023/10/24)

Recent Research

on underlying	on sector	on market	
Date		Headline	Download
2023/10/27		Global Equity Ratings	
2023/09/29		Global Equity Ratings	
2023/09/08		Global Equity Ratings	
2023/08/22		Global Equity Ratings	
2023/08/17		Global Equity Ratings	