

TELUS CORP. FUTURE (TUFF) - EUX/C12

2024/07/26 18:36:01

Price
16.0373 USD

Difference  **-0.26% (-0.04)**

General attributes

Symbol	TUFFC12
Exchange	Eurex
Currency	USD
Security type	Future
Underlying	TELUS CORP
Maturity	07-2025
Contract size	100

Market data

Bid (Bid size)	- USD (-)
Ask (Ask size)	- USD (-)
Open	16.0373 USD
High	16.0373 USD
Low	16.0373 USD
Close (prev. day)	16.0786 USD
Underlying	TELUS CORP
Underlying price (date)	21.95 (24/07/26)
Settlement price (date)	16.04 (24/07/26)
Open Interest	0

Performance and Risk

	6m	1Y	3Y
Perf (%)	-13.03%	-11.90%	-
Perf (abs.)	-2.40	-2.17	-
Beta	-	-	-
Volatility	21.43	21.89	-

Futures and Options

Related Futures	-
Related Options	-

5Y












Information about previous performance does not guarantee future performance.
Source: FactSet

Price data

Ø price 5 days Ø volume 5 days (pcs.)	16.0521 USD (0)
Ø price 30 days Ø volume 30 days (pcs.)	15.8918 USD (0)
Ø price 100 days Ø volume 100 days (pcs.)	16.3337 USD (0)
Ø price 250 days Ø volume 250 days (pcs.)	17.1720 USD (0)
YTD High date	18.6922 USD (2024/01/24)
YTD Low date	15.4320 USD (2024/07/05)
52 Weeks High date	19.0720 USD (2023/12/06)
52 Weeks Low date	15.4320 USD (2024/07/05)

Recent Research

on sector			
Date		Headline	Download
2024/07/24		Global Equity Ratings	
2024/07/12		Global Equity Ratings	
2024/06/21		Global Equity Ratings	
2024/06/14		Global Equity Ratings	
2024/05/29		Global Equity Ratings	