

# WIENERBERGER AG FUTURE (TWIE) - EUX/C3

2024/08/01 19:07:23

Price  
**32.3342** EUR

Difference  -2.09% (-0.69)

### General attributes

Symbol	TWIEC3
Exchange	Eurex
Currency	EUR
Security type	Future
Underlying	WIENERBERGER AG
Maturity	10-2024
Contract size	100

### Market data

Bid (Bid size)	- EUR (-)
Ask (Ask size)	- EUR (-)
Open	32.3342 EUR
High	32.3342 EUR
Low	32.3342 EUR
Close (prev. day)	33.025 EUR
Underlying	WIENERBERGER AG
Underlying price (date)	32.08 (24/08/01)
Settlement price (date)	32.33 (24/08/01)
Open Interest	0

### Performance and Risk

	6m	1Y	3Y
Perf (%)	+4.10%	+8.03%	-
Perf (abs.)	+1.30	+2.45	-
Beta	-	-	-
Volatility	19.99	24.48	-

### Futures and Options

Related Futures	-
Related Options	-

5Y










Information about previous performance does not guarantee future performance.  
Source: FactSet

### Price data

Ø price 5 days   Ø volume 5 days (pcs.)	32.8595 EUR (0)
Ø price 30 days   Ø volume 30 days (pcs.)	32.8523 EUR (0)
Ø price 100 days   Ø volume 100 days (pcs.)	33.0186 EUR (0)
Ø price 250 days   Ø volume 250 days (pcs.)	29.1524 EUR (0)
YTD High   date	34.5790 EUR (2024/06/19)
YTD Low   date	28.2864 EUR (2024/01/17)
52 Weeks High   date	34.5790 EUR (2024/06/19)
52 Weeks Low   date	22.8165 EUR (2023/10/26)

### Recent Research

on sector		on market	
Date		Headline	Download
2024/07/24		Global Equity Ratings	
2024/07/12		Global Equity Ratings	
2024/06/21		Global Equity Ratings	
2024/06/14		Global Equity Ratings	
2024/05/29		Global Equity Ratings	