

## YPSOMED HOLDING AG FUTURE (YPSF) - EUX/C12

2024/08/16 19:02:16

Price  
**412.5285** CHFDifference  0.36% (1.47)

## General attributes

Symbol	YPSFC12
Exchange	Eurex
Currency	CHF
Security type	Future
Underlying	YPSOMED HOLDING AG
Maturity	08-2025
Contract size	100

## Market data

Bid (Bid size)	- CHF (-)
Ask (Ask size)	- CHF (-)
Open	412.5285 CHF
High	412.5285 CHF
Low	412.5285 CHF
Close (prev. day)	411.0547 CHF
Underlying	YPSOMED HOLDING AG
Underlying price (date)	411.00 (24/08/16)
Settlement price (date)	412.72 (24/08/16)
Open Interest	0

## Performance and Risk

	6m	1Y	3Y
Perf (%)	+18.68%	+52.31%	-
Perf (abs.)	+64.94	+141.69	-
Beta	-	-	-
Volatility	45.24	35.74	-

## Futures and Options

Related Futures	-
Related Options	-







Information about previous performance does not guarantee future performance.  
Source: FactSet

## Price data

Ø price 5 days   Ø volume 5 days (pcs.)	406.7543 CHF (0)
Ø price 30 days   Ø volume 30 days (pcs.)	404.2463 CHF (0)
Ø price 100 days   Ø volume 100 days (pcs.)	385.0680 CHF (0)
Ø price 250 days   Ø volume 250 days (pcs.)	323.0409 CHF (0)
YTD High   date	433.1709 CHF (2024/07/16)
YTD Low   date	295.1199 CHF (2024/01/17)
52 Weeks High   date	433.1709 CHF (2024/07/16)
52 Weeks Low   date	250.7288 CHF (2023/10/27)

## Recent Research

on sector		on market	
Date		Headline	Download
2024/08/12		Global Equity Ratings	
2024/07/24		Global Equity Ratings	
2024/07/12		Global Equity Ratings	
2024/06/21		Global Equity Ratings	
2024/06/14		Global Equity Ratings	