

VIVENDI S.A. FUTURE (TVVU) - EUX/C9

2024/07/16 19:01:51

Price
11.4408 EUR

Difference  **-0.47% (-0.05)**

General attributes

Symbol	TVVUC9
Exchange	Eurex
Currency	EUR
Security type	Future
Underlying	VIVENDI SE
Maturity	06-2026
Contract size	100

Market data

Bid (Bid size)	- EUR (-)
Ask (Ask size)	- EUR (-)
Open	11.4408 EUR
High	11.4408 EUR
Low	11.4408 EUR
Close (prev. day)	11.4947 EUR
Underlying	VIVENDI SE
Underlying price (date)	11.02 (24/07/16)
Settlement price (date)	11.44 (24/07/16)
Open Interest	0

Performance and Risk

	6m	1Y	3Y
Perf (%)	+11.57%	+27.76%	-
Perf (abs.)	+1.19	+2.50	-
Beta	-	-	-
Volatility	19.99	25.44	-

Futures and Options

Related Futures	-
Related Options	-

5Y










Information about previous performance does not guarantee future performance.
Source: FactSet

Price data

Ø price 5 days Ø volume 5 days (pcs.)	11.0583 EUR (0)
Ø price 30 days Ø volume 30 days (pcs.)	10.5912 EUR (0)
Ø price 100 days Ø volume 100 days (pcs.)	10.3515 EUR (0)
Ø price 250 days Ø volume 250 days (pcs.)	9.8794 EUR (0)
YTD High date	11.4947 EUR (2024/07/15)
YTD Low date	9.9366 EUR (2024/06/17)
52 Weeks High date	11.4947 EUR (2024/07/15)
52 Weeks Low date	8.5033 EUR (2023/08/18)

Recent Research

on sector		on market	
Date		Headline	Download
2024/07/12		Global Equity Ratings	
2024/06/21		Global Equity Ratings	
2024/06/14		Global Equity Ratings	
2024/05/29		Global Equity Ratings	
2024/04/26		Global Equity Ratings	