

VOLKSWAGEN AG FUTURE (TVO3) - EUX/C1

2024/05/06 18:52:50

Price
150.5524 EURDifference  0.95% (1.42)

General attributes

Symbol	TVO3C1
Exchange	Eurex
Currency	EUR
Security type	Future
Underlying	VOLKSWAGEN AG VZ
Maturity	06-2024
Contract size	100

Market data

Bid (Bid size)	- EUR (-)
Ask (Ask size)	- EUR (-)
Open	150.5524 EUR
High	150.5524 EUR
Low	150.5524 EUR
Close (prev. day)	149.1352 EUR
Underlying	VOLKSWAGEN AG VZ
Underlying price (date)	112.60 (24/06/07)
Settlement price (date)	152.43 (24/06/07)
Open Interest	0

Performance and Risk

	6m	1Y	3Y
Perf (%)	+6.82%	-4.58%	-
Perf (abs.)	+9.61	-7.23	-
Beta	-	-	-
Volatility	18.80	16.60	-

Futures and Options

Related Futures	-
Related Options	-












Information about previous performance does not guarantee future performance.
Source: FactSet

Price data

Ø price 5 days Ø volume 5 days (pcs.)	150.1841 EUR (0)
Ø price 30 days Ø volume 30 days (pcs.)	155.1638 EUR (0)
Ø price 100 days Ø volume 100 days (pcs.)	152.2004 EUR (13)
Ø price 250 days Ø volume 250 days (pcs.)	151.4730 EUR (5)
YTD High date	162.4974 EUR (2024/04/04)
YTD Low date	141.8414 EUR (2024/01/19)
52 Weeks High date	169.2920 EUR (2023/06/14)
52 Weeks Low date	135.0887 EUR (2023/10/30)

Recent Research

on underlying	on sector	on market	
Date		Headline	Download
2024/05/29		Global Equity Ratings	
2024/04/26		Global Equity Ratings	
2024/04/03		Global Equity Ratings	
2024/03/13		Global Equity Ratings	
2024/02/22		Global Equity Ratings	