

UCB S.A. FUTURE (TUNC) - EUX/C2

2024/08/15 19:01:11

Price
154.4553 EURDifference  1.85% (2.80)

General attributes

Symbol	TUNCC2
Exchange	Eurex
Currency	EUR
Security type	Future
Underlying	UCB S.A.
Maturity	10-2024
Contract size	100

Market data

Bid (Bid size)	- EUR (-)
Ask (Ask size)	- EUR (-)
Open	154.4553 EUR
High	154.4553 EUR
Low	154.4553 EUR
Close (prev. day)	151.6515 EUR
Underlying	UCB S.A.
Underlying price (date)	153.55 (24/08/16)
Settlement price (date)	154.48 (24/08/15)
Open Interest	0

Performance and Risk

	6m	1Y	3Y
Perf (%)	+58.80%	+78.84%	-
Perf (abs.)	+57.19	+68.09	-
Beta	-	-	-
Volatility	31.92	28.08	-

Futures and Options

Related Futures	-
Related Options	-












Information about previous performance does not guarantee future performance.
Source: FactSet

Price data

Ø price 5 days Ø volume 5 days (pcs.)	154.9822 EUR (0)
Ø price 30 days Ø volume 30 days (pcs.)	150.9534 EUR (0)
Ø price 100 days Ø volume 100 days (pcs.)	136.4421 EUR (0)
Ø price 250 days Ø volume 250 days (pcs.)	99.6316 EUR (0)
YTD High date	159.8438 EUR (2024/07/30)
YTD Low date	82.2298 EUR (2024/01/02)
52 Weeks High date	159.8438 EUR (2024/07/30)
52 Weeks Low date	69.2520 EUR (2023/11/10)

Recent Research

on sector		on market	
Date		Headline	Download
2024/08/12		Global Equity Ratings	
2024/07/24		Global Equity Ratings	
2024/07/12		Global Equity Ratings	
2024/06/21		Global Equity Ratings	
2024/06/14		Global Equity Ratings	