

## UCB S.A. FUTURE (TUNC) - EUX/C2

2024/07/16 19:01:49

Price  
**144.3139** EURDifference  -0.84% (-1.22)

## General attributes

Symbol	TUNCC2
Exchange	Eurex
Currency	EUR
Security type	Future
Underlying	UCB S.A.
Maturity	08-2024
Contract size	100

## Market data

Bid (Bid size)	- EUR (-)
Ask (Ask size)	- EUR (-)
Open	144.3139 EUR
High	144.3139 EUR
Low	144.3139 EUR
Close (prev. day)	145.5294 EUR
Underlying	UCB S.A.
Underlying price (date)	142.45 (24/07/17)
Settlement price (date)	144.31 (24/07/16)
Open Interest	0

## Performance and Risk

	6m	1Y	3Y
Perf (%)	+67.91%	+72.31%	-
Perf (abs.)	+58.37	+60.56	-
Beta	-	-	-
Volatility	28.81	26.23	-

## Futures and Options

Related Futures	-
Related Options	-









Information about previous performance does not guarantee future performance.  
Source: FactSet

## Price data

Ø price 5 days   Ø volume 5 days (pcs.)	145.1290 EUR (0)
Ø price 30 days   Ø volume 30 days (pcs.)	142.0305 EUR (0)
Ø price 100 days   Ø volume 100 days (pcs.)	119.1601 EUR (0)
Ø price 250 days   Ø volume 250 days (pcs.)	92.4703 EUR (0)
YTD High   date	145.5438 EUR (2024/07/12)
YTD Low   date	82.2298 EUR (2024/01/02)
52 Weeks High   date	145.5438 EUR (2024/07/12)
52 Weeks Low   date	69.2520 EUR (2023/11/10)

## Recent Research

on sector		on market	
Date		Headline	Download
2024/07/12		Global Equity Ratings	
2024/06/21		Global Equity Ratings	
2024/06/14		Global Equity Ratings	
2024/05/29		Global Equity Ratings	
2024/04/26		Global Equity Ratings	