

WALMART INC. FUTURE (WMTF) - EUX/C10

2024/07/12 18:59:40

Price
72.0951 USDDifference  0.37% (0.27)

General attributes

Symbol	WMTFC10
Exchange	Eurex
Currency	USD
Security type	Future
Underlying	WALMART INC.
Maturity	04-2025
Contract size	100

Market data

Bid (Bid size)	- USD (-)
Ask (Ask size)	- USD (-)
Open	72.0951 USD
High	72.0951 USD
Low	72.0951 USD
Close (prev. day)	71.8263 USD
Underlying	WALMART INC.
Underlying price (date)	69.24 (24/07/12)
Settlement price (date)	72.10 (24/07/12)
Open Interest	0

Performance and Risk

	6m	1Y	3Y
Perf (%)	-56.40%	-55.14%	-
Perf (abs.)	-93.27	-88.63	-
Beta	-	-	-
Volatility	192.85	121.18	-

Futures and Options

Related Futures	-
Related Options	-










Information about previous performance does not guarantee future performance.
Source: FactSet

Price data

Ø price 5 days Ø volume 5 days (pcs.)	- USD (-)
Ø price 30 days Ø volume 30 days (pcs.)	70.2032 USD (0)
Ø price 100 days Ø volume 100 days (pcs.)	69.0918 USD (0)
Ø price 250 days Ø volume 250 days (pcs.)	139.3615 USD (0)
YTD High date	181.8704 USD (2024/02/20)
YTD Low date	60.2547 USD (2024/03/01)
52 Weeks High date	181.8704 USD (2024/02/20)
52 Weeks Low date	60.2547 USD (2024/03/01)

Recent Research

on underlying	on sector	on market		
Date			Headline	Download
2024/07/12			Global Equity Ratings	
2024/06/21			Global Equity Ratings	
2024/06/14			Global Equity Ratings	
2024/05/29			Global Equity Ratings	
2024/04/26			Global Equity Ratings	