

UNILEVER PLC FUTURE (UNIH) - EUX/C10

2024/09/17 18:46:20

Price
58.7425 EURDifference  -0.53% (-0.31)

General attributes

Symbol	UNIH10
Exchange	Eurex
Currency	EUR
Security type	Future
Underlying	UNILEVER PLC
Maturity	06-2025
Contract size	100

Market data

Bid (Bid size)	- EUR (-)
Ask (Ask size)	- EUR (-)
Open	58.7425 EUR
High	58.7425 EUR
Low	58.7425 EUR
Close (prev. day)	59.0552 EUR
Underlying	UNILEVER PLC
Underlying price (date)	4.881.00 (24/09/18)
Settlement price (date)	58.74 (24/09/17)
Open Interest	0

Performance and Risk

	6m	1Y	3Y
Perf (%)	+29.97%	+22.52%	-
Perf (abs.)	+13.55	+10.80	-
Beta	-	-	-
Volatility	23.81	18.56	-

Futures and Options

Related Futures	-
Related Options	-

5Y











Information about previous performance does not guarantee future performance.
Source: FactSet

Price data

Ø price 5 days Ø volume 5 days (pcs.)	58.9034 EUR (0)
Ø price 30 days Ø volume 30 days (pcs.)	57.6216 EUR (0)
Ø price 100 days Ø volume 100 days (pcs.)	55.6761 EUR (0)
Ø price 250 days Ø volume 250 days (pcs.)	48.1029 EUR (0)
YTD High date	60.0386 EUR (2024/09/09)
YTD Low date	42.8426 EUR (2024/01/22)
52 Weeks High date	60.0386 EUR (2024/09/09)
52 Weeks Low date	42.8426 EUR (2024/01/22)

Recent Research

on underlying		on sector	
Date		Headline	Download
2024/09/11		Global Equity Ratings	
2024/09/05		Global Equity Ratings	
2024/08/12		Global Equity Ratings	
2024/07/24		Global Equity Ratings	
2024/07/12		Global Equity Ratings	