

UNILEVER PLC FUTURE (UNIH) - EUX/C10

2024/09/02 18:40:22

Price
58.8181 EURDifference  0.33% (0.19)

General attributes

| | |
|---------------|--------------|
| Symbol | UNIH10 |
| Exchange | Eurex |
| Currency | EUR |
| Security type | Future |
| Underlying | UNILEVER PLC |
| Maturity | 06-2025 |
| Contract size | 100 |

Market data

| | |
|-------------------------|---------------------|
| Bid (Bid size) | - EUR (-) |
| Ask (Ask size) | - EUR (-) |
| Open | 58.8181 EUR |
| High | 58.8181 EUR |
| Low | 58.8181 EUR |
| Close (prev. day) | 58.6264 EUR |
| Underlying | UNILEVER PLC |
| Underlying price (date) | 4,913.96 (24/09/03) |
| Settlement price (date) | 58.82 (24/09/02) |
| Open Interest | 0 |

Performance and Risk

| | 6m | 1Y | 3Y |
|-------------|---------|---------|----|
| Perf (%) | +29.88% | +24.32% | - |
| Perf (abs.) | +13.53 | +11.51 | - |
| Beta | - | - | - |
| Volatility | 23.95 | 18.59 | - |

Futures and Options

| | |
|-----------------|---|
| Related Futures | - |
| Related Options | - |

57.50

55.00

52.50

50.00

47.50

45.00

42.50

02.2023

06.2023

10.2023

02.2024











07.2024

Information about previous performance does not guarantee future performance.
Source: FactSet

Price data

| | |
|---|--------------------------|
| Ø price 5 days Ø volume 5 days (pcs.) | 58.4212 EUR (0) |
| Ø price 30 days Ø volume 30 days (pcs.) | 56.2440 EUR (0) |
| Ø price 100 days Ø volume 100 days (pcs.) | 53.1223 EUR (0) |
| Ø price 250 days Ø volume 250 days (pcs.) | 47.4951 EUR (0) |
| YTD High date | 58.8181 EUR (2024/09/02) |
| YTD Low date | 42.8426 EUR (2024/01/22) |
| 52 Weeks High date | 58.8181 EUR (2024/09/02) |
| 52 Weeks Low date | 42.8426 EUR (2024/01/22) |

Recent Research

| on underlying | | on sector | |
|---------------|---|-----------------------|---|
| Date | | Headline | Download |
| 2024/08/12 |  | Global Equity Ratings |  |
| 2024/07/24 |  | Global Equity Ratings |  |
| 2024/07/12 |  | Global Equity Ratings |  |
| 2024/06/21 |  | Global Equity Ratings |  |
| 2024/06/14 |  | Global Equity Ratings |  |

5Y