

UNILEVER PLC FUTURE (UNIH) - EUX/C10

2024/04/30 18:40:08

Price
48.7217 EUR
 Difference  0.93% (0.45)

General attributes

Symbol	UNIH10
Exchange	Eurex
Currency	EUR
Security type	Future
Underlying	UNILEVER PLC
Maturity	02-2025
Contract size	100

Market data

Bid (Bid size)	- EUR (-)
Ask (Ask size)	- EUR (-)
Open	48.7217 EUR
High	48.7217 EUR
Low	48.7217 EUR
Close (prev. day)	48.2721 EUR
Underlying	UNILEVER PLC
Underlying price (date)	4,180.00 (24/05/02)
Settlement price (date)	49.03 (24/05/02)
Open Interest	0

Performance and Risk

	6m	1Y	3Y
Perf (%)	+10.54%	-3.27%	-
Perf (abs.)	+4.65	-1.65	-
Beta	-	-	-
Volatility	15.98	14.87	-

Futures and Options

Related Futures	-
Related Options	-

5Y






Information about previous performance does not guarantee future performance.
 Source: FactSet

Price data

Ø price 5 days Ø volume 5 days (pcs.)	47.6808 EUR (0)
Ø price 30 days Ø volume 30 days (pcs.)	45.6735 EUR (0)
Ø price 100 days Ø volume 100 days (pcs.)	45.1695 EUR (0)
Ø price 250 days Ø volume 250 days (pcs.)	46.1527 EUR (0)
YTD High date	48.7217 EUR (2024/04/30)
YTD Low date	42.8426 EUR (2024/01/22)
52 Weeks High date	50.2236 EUR (2023/05/05)
52 Weeks Low date	42.8426 EUR (2024/01/22)

Recent Research

on underlying		on sector	
Date		Headline	Download
2024/04/26		Global Equity Ratings	
2024/04/03		Global Equity Ratings	
2024/03/13		Global Equity Ratings	
2024/02/22		Global Equity Ratings	
2024/02/14		Global Equity Ratings	