

TEXAS INSTRUMENTS INC. FUTURE (TXNF) - EUX/C10

2024/07/18 18:34:47

Price
208.4625 USD

Difference  -1.99% (-4.24)

General attributes

Symbol	TXNFC10
Exchange	Eurex
Currency	USD
Security type	Future
Underlying	TEXAS INSTRUMENTS INC
Maturity	04-2025
Contract size	100

Market data

Bid (Bid size)	- USD (-)
Ask (Ask size)	- USD (-)
Open	208.4625 USD
High	208.4625 USD
Low	208.4625 USD
Close (prev. day)	212.6995 USD
Underlying	TEXAS INSTRUMENTS INC
Underlying price (date)	205.87 (24/07/18)
Settlement price (date)	208.46 (24/07/18)
Open Interest	0

Performance and Risk

	6m	1Y	3Y
Perf (%)	+23.84%	+12.36%	-
Perf (abs.)	+40.14	+22.94	-
Beta	-	-	-
Volatility	29.21	26.22	-

Futures and Options

Related Futures	-
Related Options	-

5Y









Information about previous performance does not guarantee future performance.
Source: FactSet

Price data

Ø price 5 days Ø volume 5 days (pcs.)	208.9709 USD (0)
Ø price 30 days Ø volume 30 days (pcs.)	203.8318 USD (0)
Ø price 100 days Ø volume 100 days (pcs.)	179.1378 USD (0)
Ø price 250 days Ø volume 250 days (pcs.)	168.1928 USD (0)
YTD High date	212.6995 USD (2024/07/17)
YTD Low date	159.3793 USD (2024/02/14)
52 Weeks High date	212.6995 USD (2024/07/17)
52 Weeks Low date	141.9971 USD (2023/10/30)

Recent Research

on sector		on market	
Date		Headline	Download
2024/07/18		Akciové trhy - denní zpráva	
2024/07/17		Akciové trhy - denní zpráva	
2024/07/16		Akciové trhy - denní zpráva	
2024/07/15		Akciové trhy - denní zpráva	
2024/07/12		Global Equity Ratings	