

WIENERBERGER AG FUTURE (TWIE) - EUX/C4

2024/04/23 18:44:02

Price
32.0602 EUR

Difference  -1.46% (-0.48)

General attributes

Symbol	TWIEC4
Exchange	Eurex
Currency	EUR
Security type	Future
Underlying	WIENERBERGER AG
Maturity	09-2024
Contract size	100

Market data

Bid (Bid size)	- EUR (-)
Ask (Ask size)	- EUR (-)
Open	32.0602 EUR
High	32.0602 EUR
Low	32.0602 EUR
Close (prev. day)	32.5354 EUR
Underlying	WIENERBERGER AG
Underlying price (date)	32.22 (24/04/23)
Settlement price (date)	32.06 (24/04/23)
Open Interest	0

Performance and Risk

	6m	1Y	3Y
Perf (%)	+40.24%	+19.59%	-
Perf (abs.)	+9.34	+5.33	-
Beta	-	-	-
Volatility	21.24	22.23	-

Futures and Options

Related Futures	-
Related Options	-












5Y

Information about previous performance does not guarantee future performance.
Source: FactSet

Price data

Ø price 5 days Ø volume 5 days (pcs.)	32.6429 EUR (0)
Ø price 30 days Ø volume 30 days (pcs.)	32.9237 EUR (0)
Ø price 100 days Ø volume 100 days (pcs.)	31.0256 EUR (0)
Ø price 250 days Ø volume 250 days (pcs.)	28.4913 EUR (0)
YTD High date	33.7075 EUR (2024/03/27)
YTD Low date	28.1626 EUR (2024/01/17)
52 Weeks High date	33.7075 EUR (2024/03/27)
52 Weeks Low date	22.8201 EUR (2023/10/26)

Recent Research

on sector		on market	
Date		Headline	Download
2024/04/03		Global Equity Ratings	
2024/03/13		Global Equity Ratings	
2024/02/22		Global Equity Ratings	
2024/02/14		Global Equity Ratings	
2024/01/23		Global Equity Ratings	