

# WIENERBERGER AG FUTURE (TWIE) - EUX/C4

2023/06/09 19:01:13

**Price**  
**28.8644** EUR

**Difference**  **-0.06% (-0.02)**

### General attributes

Symbol	TWIEC4
Exchange	Eurex
Currency	EUR
Security type	Future
Underlying	WIENERBERGER AG
Maturity	09-2023
Contract size	100

### Market data

Bid (Bid size)	- EUR (-)
Ask (Ask size)	- EUR (-)
Open	28.8644 EUR
High	28.8644 EUR
Low	28.8644 EUR
Close (prev. day)	28.8823 EUR
Underlying	WIENERBERGER AG
Underlying price (date)	27.98 (23/06/09)
Settlement price (date)	28.86 (23/06/09)
Open Interest	0

### Performance and Risk

	6m	1Y	3Y
Perf (%)	-	-	-
Perf (abs.)	-	-	-
Beta	-	-	-
Volatility	24.11	24.11	24.11

### Futures and Options

Related Futures	-
Related Options	-

5Y












Information about previous performance does not guarantee future performance.  
Source: FactSet

### Price data

Ø price 5 days   Ø volume 5 days (pcs.)	28.4279 EUR (0)
Ø price 30 days   Ø volume 30 days (pcs.)	28.0453 EUR (0)
Ø price 100 days   Ø volume 100 days (pcs.)	27.8114 EUR (0)
Ø price 250 days   Ø volume 250 days (pcs.)	- EUR (0)
YTD High   date	30.3154 EUR (2023/03/03)
YTD Low   date	25.3439 EUR (2023/03/24)
52 Weeks High   date	30.3154 EUR (2023/03/03)
52 Weeks Low   date	25.3439 EUR (2023/03/24)

### Recent Research

on sector		on market	
Date		Headline	Download
2023/06/06		Global Equity Ratings	
2023/06/01		Global Equity Ratings	
2023/05/24		Global Equity Ratings	
2023/05/03		Global Equity Ratings	
2023/04/25		Global Equity Ratings	