

## KONE CORP. [NEW] FUTURE (TKC4) - EUX/C8

2024/07/26 18:44:42

Price  
**52.1619** EURDifference  1.32% (0.68)

## General attributes

|               |          |
|---------------|----------|
| Symbol        | TKC4C8   |
| Exchange      | Eurex    |
| Currency      | EUR      |
| Security type | Future   |
| Underlying    | KONE OYJ |
| Maturity      | 12-2025  |
| Contract size | 100      |

## Market data

|                         |                  |
|-------------------------|------------------|
| Bid (Bid size)          | - EUR (-)        |
| Ask (Ask size)          | - EUR (-)        |
| Open                    | 52.1619 EUR      |
| High                    | 52.1619 EUR      |
| Low                     | 52.1619 EUR      |
| Close (prev. day)       | 51.4839 EUR      |
| Underlying              | KONE OYJ         |
| Underlying price (date) | 46.30 (24/07/26) |
| Settlement price (date) | 52.16 (24/07/26) |
| Open Interest           | 0                |

## Performance and Risk

|             | 6m     | 1Y     | 3Y |
|-------------|--------|--------|----|
| Perf (%)    | +1.46% | -1.36% | -  |
| Perf (abs.) | +0.75  | -0.72  | -  |
| Beta        | -      | -      | -  |
| Volatility  | 23.75  | 23.76  | -  |

## Futures and Options

|                 |   |
|-----------------|---|
| Related Futures | - |
| Related Options | - |













5Y

Information about previous performance does not guarantee future performance.  
Source: FactSet

## Price data

|   |                          |
|---|--------------------------|
| Ø price 5 days   Ø volume 5 days (pcs.)     | 51.7865 EUR (0)          |
| Ø price 30 days   Ø volume 30 days (pcs.)   | 52.6168 EUR (0)          |
| Ø price 100 days   Ø volume 100 days (pcs.) | 51.0502 EUR (0)          |
| Ø price 250 days   Ø volume 250 days (pcs.) | 49.1660 EUR (0)          |
| YTD High   date                             | 53.6407 EUR (2024/07/12) |
| YTD Low   date                              | 47.6769 EUR (2024/01/19) |
| 52 Weeks High   date                        | 53.6407 EUR (2024/07/12) |
| 52 Weeks Low   date                         | 43.9457 EUR (2023/10/23) |

## Recent Research

| on underlying | on sector   | on market             |   |
|---------------|---|-----------------------|---|
| Date          |   | Headline              | Download  |
| 2023/10/27    |  | Global Equity Ratings |  |
| 2023/09/29    |  | Global Equity Ratings |  |
| 2023/09/08    |  | Global Equity Ratings |  |
| 2023/08/22    |  | Global Equity Ratings |  |
| 2023/08/17    |  | Global Equity Ratings |  |