

## KONE CORP. [NEW] FUTURE (TKC4) - EUX/C8

2024/04/03 18:49:16

Price  
**49.3987** EURDifference  -0.07% (-0.03)

## General attributes

Symbol	TKC4C8
Exchange	Eurex
Currency	EUR
Security type	Future
Underlying	KONE OYJ
Maturity	12-2025
Contract size	100

## Market data

Bid (Bid size)	- EUR (-)
Ask (Ask size)	- EUR (-)
Open	49.3987 EUR
High	49.3987 EUR
Low	49.3987 EUR
Close (prev. day)	49.4329 EUR
Underlying	KONE OYJ
Underlying price (date)	45.27 (24/04/26)
Settlement price (date)	51.42 (24/04/26)
Open Interest	0

## Performance and Risk

	6m	1Y	3Y
Perf (%)	+7.14%	-9.96%	-
Perf (abs.)	+3.29	-5.46	-
Beta	-	-	-
Volatility	24.58	22.88	-

## Futures and Options

Related Futures	-
Related Options	-










Information about previous performance does not guarantee future performance.  
Source: FactSet

## Price data

Ø price 5 days   Ø volume 5 days (pcs.)	- EUR (-)
Ø price 30 days   Ø volume 30 days (pcs.)	50.0054 EUR (0)
Ø price 100 days   Ø volume 100 days (pcs.)	49.9661 EUR (0)
Ø price 250 days   Ø volume 250 days (pcs.)	50.9898 EUR (0)
YTD High   date	52.0222 EUR (2024/02/21)
YTD Low   date	47.6769 EUR (2024/01/19)
52 Weeks High   date	59.5583 EUR (2023/05/08)
52 Weeks Low   date	43.9457 EUR (2023/10/23)

## Recent Research

on underlying	on sector	on market	
Date		Headline	Download
2023/10/27		Global Equity Ratings	
2023/09/29		Global Equity Ratings	
2023/09/08		Global Equity Ratings	
2023/08/22		Global Equity Ratings	
2023/08/17		Global Equity Ratings	