

## VOLKSWAGEN AG FUTURE (TVO3) - EUX/C2

2024/07/31 18:59:16

Price  
**142.4938** EURDifference  -0.61% (-0.87)

## General attributes

Symbol	TVO3C2
Exchange	Eurex
Currency	EUR
Security type	Future
Underlying	VOLKSWAGEN AG VZ
Maturity	09-2024
Contract size	100

## Market data

Bid (Bid size)	- EUR (-)
Ask (Ask size)	- EUR (-)
Open	142.4938 EUR
High	142.4938 EUR
Low	142.4938 EUR
Close (prev. day)	143.3671 EUR
Underlying	VOLKSWAGEN AG VZ
Underlying price (date)	103.20 (24/07/31)
Settlement price (date)	142.49 (24/07/31)
Open Interest	0

## Performance and Risk

	6m	1Y	3Y
Perf (%)	-5.38%	-9.43%	-
Perf (abs.)	-8.15	-14.93	-
Beta	-	-	-
Volatility	19.51	17.44	-

## Futures and Options

Related Futures	-
Related Options	-












Information about previous performance does not guarantee future performance.  
Source: FactSet

## Price data

Ø price 5 days   Ø volume 5 days (pcs.)	143.9769 EUR (0)
Ø price 30 days   Ø volume 30 days (pcs.)	145.3499 EUR (0)
Ø price 100 days   Ø volume 100 days (pcs.)	151.1223 EUR (0)
Ø price 250 days   Ø volume 250 days (pcs.)	148.3896 EUR (5)
YTD High   date	162.5072 EUR (2024/04/04)
YTD Low   date	141.8684 EUR (2024/01/19)
52 Weeks High   date	162.5072 EUR (2024/04/04)
52 Weeks Low   date	135.0908 EUR (2023/10/30)

## Recent Research

on underlying	on sector	on market	
Date		Headline	Download
2024/07/24		Global Equity Ratings	
2024/07/12		Global Equity Ratings	
2024/06/21		Global Equity Ratings	
2024/06/14		Global Equity Ratings	
2024/05/29		Global Equity Ratings	