

## UCB S.A. FUTURE (TUNC) - EUX/C3

2024/09/13 18:48:03

Price  
**163.697** EURDifference  -0.13% (-0.21)

## General attributes

Symbol	TUNCC3
Exchange	Eurex
Currency	EUR
Security type	Future
Underlying	UCB S.A.
Maturity	11-2024
Contract size	100

## Market data

Bid (Bid size)	- EUR (-)
Ask (Ask size)	- EUR (-)
Open	163.697 EUR
High	163.697 EUR
Low	163.697 EUR
Close (prev. day)	163.9092 EUR
Underlying	UCB S.A.
Underlying price (date)	162.95 (24/09/13)
Settlement price (date)	163.70 (24/09/13)
Open Interest	0

## Performance and Risk

	6m	1Y	3Y
Perf (%)	+49.56%	+91.04%	-
Perf (abs.)	+54.24	+78.01	-
Beta	-	-	-
Volatility	34.04	30.30	-

## Futures and Options

Related Futures	-
Related Options	-

5Y










Information about previous performance does not guarantee future performance.  
Source: FactSet

## Price data

Ø price 5 days   Ø volume 5 days (pcs.)	163.010 EUR (0)
Ø price 30 days   Ø volume 30 days (pcs.)	159.477 EUR (0)
Ø price 100 days   Ø volume 100 days (pcs.)	151.369 EUR (0)
Ø price 250 days   Ø volume 250 days (pcs.)	107.617 EUR (2)
YTD High   date	165.175 EUR (2024/09/04)
YTD Low   date	82.242 EUR (2024/01/02)
52 Weeks High   date	165.175 EUR (2024/09/04)
52 Weeks Low   date	69.249 EUR (2023/11/10)

## Recent Research

on sector		on market	
Date		Headline	Download
2024/09/11		Global Equity Ratings	
2024/09/05		Global Equity Ratings	
2024/08/12		Global Equity Ratings	
2024/07/24		Global Equity Ratings	
2024/07/12		Global Equity Ratings	