

# WIENERBERGER AG FUTURE (TWIE) - EUX/C5

2024/08/20 18:57:57

**Price**  
**29.5405** EUR

**Difference**  **-0.44% (-0.13)**

**General attributes**

Symbol	TWIEC5
Exchange	Eurex
Currency	EUR
Security type	Future
Underlying	WIENERBERGER AG
Maturity	03-2025
Contract size	100

**Market data**

Bid (Bid size)	- EUR (-)
Ask (Ask size)	- EUR (-)
Open	29.5405 EUR
High	29.5405 EUR
Low	29.5405 EUR
Close (prev. day)	29.6719 EUR
Underlying	WIENERBERGER AG
Underlying price (date)	29.40 (24/08/21)
Settlement price (date)	29.54 (24/08/20)
Open Interest	0

**Performance and Risk**

	6m	1Y	3Y
Perf (%)	-9.54%	+10.29%	-
Perf (abs.)	-3.12	+2.76	-
Beta	-	-	-
Volatility	25.42	23.25	-

**Futures and Options**

Related Futures	-
Related Options	-







Information about previous performance does not guarantee future performance.  
 Source: FactSet

**Price data**

Ø price 5 days   Ø volume 5 days (pcs.)	29.4341 EUR (0)
Ø price 30 days   Ø volume 30 days (pcs.)	31.1853 EUR (0)
Ø price 100 days   Ø volume 100 days (pcs.)	32.2618 EUR (0)
Ø price 250 days   Ø volume 250 days (pcs.)	29.2112 EUR (0)
YTD High   date	34.6287 EUR (2024/06/19)
YTD Low   date	28.1700 EUR (2024/01/17)
52 Weeks High   date	34.6287 EUR (2024/06/19)
52 Weeks Low   date	22.7045 EUR (2023/10/26)

**Recent Research**

on sector		on market	
Date		Headline	Download
2024/08/12		Global Equity Ratings	
2024/07/24		Global Equity Ratings	
2024/07/12		Global Equity Ratings	
2024/06/21		Global Equity Ratings	
2024/06/14		Global Equity Ratings	