

KONE CORP. [NEW] FUTURE (TKC4) - EUX/C9

2024/08/07 18:56:42

Price
52.5247 EURDifference  1.64% (0.85)

General attributes

Symbol	TKC4C9
Exchange	Eurex
Currency	EUR
Security type	Future
Underlying	KONE OYJ
Maturity	06-2026
Contract size	100

Market data

Bid (Bid size)	- EUR (-)
Ask (Ask size)	- EUR (-)
Open	52.5247 EUR
High	52.5247 EUR
Low	52.5247 EUR
Close (prev. day)	51.6776 EUR
Underlying	KONE OYJ
Underlying price (date)	47.05 (24/08/07)
Settlement price (date)	52.52 (24/08/07)
Open Interest	0

Performance and Risk

	6m	1Y	3Y
Perf (%)	+0.80%	+1.02%	-
Perf (abs.)	+0.41	+0.52	-
Beta	-	-	-
Volatility	17.21	21.56	-

Futures and Options

Related Futures	-
Related Options	-












5Y

Information about previous performance does not guarantee future performance.
Source: FactSet

Price data

Ø price 5 days Ø volume 5 days (pcs.)	52.3498 EUR (0)
Ø price 30 days Ø volume 30 days (pcs.)	52.3762 EUR (0)
Ø price 100 days Ø volume 100 days (pcs.)	51.3348 EUR (0)
Ø price 250 days Ø volume 250 days (pcs.)	49.5769 EUR (0)
YTD High date	53.5474 EUR (2024/05/06)
YTD Low date	47.7167 EUR (2024/01/19)
52 Weeks High date	53.5474 EUR (2024/05/06)
52 Weeks Low date	43.9290 EUR (2023/10/24)

Recent Research

on underlying	on sector	on market		
Date			Headline	Download
2023/10/27			Global Equity Ratings	
2023/09/29			Global Equity Ratings	
2023/09/08			Global Equity Ratings	
2023/08/22			Global Equity Ratings	
2023/08/17			Global Equity Ratings	