

VOLKSWAGEN AG FUTURE (TVO3) - EUX/C3

2024/06/21 19:40:05

Price
144.4064 EUR

Difference  -0.80% (-1.16)

General attributes

Symbol	TVO3C3
Exchange	Eurex
Currency	EUR
Security type	Future
Underlying	VOLKSWAGEN AG VZ
Maturity	09-2024
Contract size	100

Market data

Bid (Bid size)	- EUR (-)
Ask (Ask size)	- EUR (-)
Open	144.4064 EUR
High	144.4064 EUR
Low	144.4064 EUR
Close (prev. day)	145.5683 EUR
Underlying	VOLKSWAGEN AG VZ
Underlying price (date)	107.20 (24/07/08)
Settlement price (date)	146.43 (24/07/05)
Open Interest	0

Performance and Risk

	6m	1Y	3Y
Perf (%)	-1.35%	-9.00%	-
Perf (abs.)	-2.00	-14.48	-
Beta	-	-	-
Volatility	20.76	17.29	-

Futures and Options

Related Futures	-
Related Options	-












5Y

Information about previous performance does not guarantee future performance.
 Source: FactSet

Price data

Ø price 5 days Ø volume 5 days (pcs.)	- EUR (-)
Ø price 30 days Ø volume 30 days (pcs.)	- EUR (-)
Ø price 100 days Ø volume 100 days (pcs.)	152.9389 EUR (0)
Ø price 250 days Ø volume 250 days (pcs.)	149.2841 EUR (0)
YTD High date	161.4448 EUR (2024/04/04)
YTD Low date	141.8553 EUR (2024/01/22)
52 Weeks High date	162.6820 EUR (2023/07/24)
52 Weeks Low date	135.0847 EUR (2023/10/30)

Recent Research

on underlying	on sector	on market	
Date		Headline	Download
2024/06/21		Global Equity Ratings	
2024/06/14		Global Equity Ratings	
2024/05/29		Global Equity Ratings	
2024/04/26		Global Equity Ratings	
2024/04/03		Global Equity Ratings	