

UCB S.A. FUTURE (TUNC) - EUX/C4

2024/08/15 19:01:11

Price
154.562 EURDifference  1.84% (2.79)

General attributes

Symbol	TUNCC4
Exchange	Eurex
Currency	EUR
Security type	Future
Underlying	UCB S.A.
Maturity	03-2025
Contract size	100

Market data

Bid (Bid size)	- EUR (-)
Ask (Ask size)	- EUR (-)
Open	154.562 EUR
High	154.562 EUR
Low	154.562 EUR
Close (prev. day)	151.7748 EUR
Underlying	UCB S.A.
Underlying price (date)	153.55 (24/08/16)
Settlement price (date)	154.69 (24/08/15)
Open Interest	0

Performance and Risk

	6m	1Y	3Y
Perf (%)	+59.23%	+78.96%	-
Perf (abs.)	+57.50	+68.19	-
Beta	-	-	-
Volatility	35.17	29.72	-

Futures and Options

Related Futures	-
Related Options	-











Information about previous performance does not guarantee future performance.
Source: FactSet

Price data

Ø price 5 days Ø volume 5 days (pcs.)	155.100 EUR (0)
Ø price 30 days Ø volume 30 days (pcs.)	150.235 EUR (0)
Ø price 100 days Ø volume 100 days (pcs.)	136.636 EUR (0)
Ø price 250 days Ø volume 250 days (pcs.)	101.022 EUR (6)
YTD High date	160.007 EUR (2024/07/30)
YTD Low date	82.036 EUR (2024/01/02)
52 Weeks High date	160.007 EUR (2024/07/30)
52 Weeks Low date	69.258 EUR (2023/11/10)

Recent Research

on sector		on market	
Date		Headline	Download
2024/08/12		Global Equity Ratings	
2024/07/24		Global Equity Ratings	
2024/07/12		Global Equity Ratings	
2024/06/21		Global Equity Ratings	
2024/06/14		Global Equity Ratings	