

FERROVIAL S.A. FUTURE (TUFG) - EUX/C8

2024/09/18 18:54:03

Price
39.7359 EUR

Difference  **-0.41% (-0.17)**

General attributes

| | |
|---------------|--------------|
| Symbol | TUFGC8 |
| Exchange | Eurex |
| Currency | EUR |
| Security type | Future |
| Underlying | FERROVIAL SE |
| Maturity | 12-2025 |
| Contract size | 100 |

Market data

| | |
|-------------------------|------------------|
| Bid (Bid size) | - EUR (-) |
| Ask (Ask size) | - EUR (-) |
| Open | 39.7359 EUR |
| High | 39.7359 EUR |
| Low | 39.7359 EUR |
| Close (prev. day) | 39.9012 EUR |
| Underlying | FERROVIAL SE |
| Underlying price (date) | 38.32 (24/09/18) |
| Settlement price (date) | 39.74 (24/09/18) |
| Open Interest | 0 |

Performance and Risk

| | 6m | 1Y | 3Y |
|-------------|--------|---------|----|
| Perf (%) | +5.11% | +23.80% | - |
| Perf (abs.) | +1.94 | +7.67 | - |
| Beta | - | - | - |
| Volatility | 23.72 | 30.44 | - |

Futures and Options

| | |
|-----------------|---|
| Related Futures | - |
| Related Options | - |

5Y













Information about previous performance does not guarantee future performance.
Source: FactSet

Price data

| | |
|---|--------------------------|
| Ø price 5 days Ø volume 5 days (pcs.) | 39.2232 EUR (0) |
| Ø price 30 days Ø volume 30 days (pcs.) | 38.4865 EUR (0) |
| Ø price 100 days Ø volume 100 days (pcs.) | 38.7618 EUR (0) |
| Ø price 250 days Ø volume 250 days (pcs.) | 36.1206 EUR (0) |
| YTD High date | 40.3230 EUR (2024/07/30) |
| YTD Low date | 35.2418 EUR (2024/01/05) |
| 52 Weeks High date | 40.3230 EUR (2024/07/30) |
| 52 Weeks Low date | 26.9287 EUR (2023/09/18) |

Recent Research

| on sector | | on market | |
|------------|---|-----------------------|---|
| Date | | Headline | Download |
| 2024/09/11 |  | Global Equity Ratings |  |
| 2024/09/05 |  | Global Equity Ratings |  |
| 2024/08/12 |  | Global Equity Ratings |  |
| 2024/07/24 |  | Global Equity Ratings |  |
| 2024/07/12 |  | Global Equity Ratings |  |