

UNILEVER PLC FUTURE (UNIH) - EUX/C11

2024/07/18 18:34:48

Price
53.7578 EURDifference  1.23% (0.66)

General attributes

Symbol	UNIH11
Exchange	Eurex
Currency	EUR
Security type	Future
Underlying	UNILEVER PLC
Maturity	05-2025
Contract size	100

Market data

Bid (Bid size)	- EUR (-)
Ask (Ask size)	- EUR (-)
Open	53.7578 EUR
High	53.7578 EUR
Low	53.7578 EUR
Close (prev. day)	53.1021 EUR
Underlying	UNILEVER PLC
Underlying price (date)	4,515.00 (24/07/18)
Settlement price (date)	53.76 (24/07/18)
Open Interest	0

Performance and Risk

	6m	1Y	3Y
Perf (%)	+21.68%	+13.70%	-
Perf (abs.)	+9.46	+6.40	-
Beta	-	-	-
Volatility	23.71	18.56	-

Futures and Options

Related Futures	-
Related Options	-












5Y

Information about previous performance does not guarantee future performance.
Source: FactSet

Price data

Ø price 5 days Ø volume 5 days (pcs.)	52.6762 EUR (0)
Ø price 30 days Ø volume 30 days (pcs.)	52.4782 EUR (0)
Ø price 100 days Ø volume 100 days (pcs.)	47.3462 EUR (0)
Ø price 250 days Ø volume 250 days (pcs.)	46.2201 EUR (0)
YTD High date	53.1021 EUR (2024/07/17)
YTD Low date	42.9311 EUR (2024/01/19)
52 Weeks High date	53.1021 EUR (2024/07/17)
52 Weeks Low date	42.9311 EUR (2024/01/19)

Recent Research

on underlying		on sector	
Date		Headline	Download
2024/07/12		Global Equity Ratings	
2024/06/21		Global Equity Ratings	
2024/06/14		Global Equity Ratings	
2024/05/29		Global Equity Ratings	
2024/04/26		Global Equity Ratings	