

## UNILEVER PLC FUTURE (UNIH) - EUX/C11

2024/04/30 18:40:08

Price  
**48.4345** EURDifference  0.94% (0.45)

## General attributes

Symbol	UNIH11
Exchange	Eurex
Currency	EUR
Security type	Future
Underlying	UNILEVER PLC
Maturity	04-2025
Contract size	100

## Market data

Bid (Bid size)	- EUR (-)
Ask (Ask size)	- EUR (-)
Open	48.4345 EUR
High	48.4345 EUR
Low	48.4345 EUR
Close (prev. day)	47.9816 EUR
Underlying	UNILEVER PLC
Underlying price (date)	4,316.00 (24/05/17)
Settlement price (date)	50.87 (24/05/17)
Open Interest	0

## Performance and Risk

	6m	1Y	3Y
Perf (%)	+8.87%	-4.21%	-
Perf (abs.)	+3.93	-2.12	-
Beta	-	-	-
Volatility	16.05	14.88	-

## Futures and Options

Related Futures	-
Related Options	-

5Y











Information about previous performance does not guarantee future performance.  
Source: FactSet

## Price data

Ø price 5 days   Ø volume 5 days (pcs.)	48.4228 EUR (0)
Ø price 30 days   Ø volume 30 days (pcs.)	45.9922 EUR (0)
Ø price 100 days   Ø volume 100 days (pcs.)	45.2895 EUR (0)
Ø price 250 days   Ø volume 250 days (pcs.)	46.1491 EUR (0)
YTD High   date	48.7404 EUR (2024/05/02)
YTD Low   date	42.9311 EUR (2024/01/19)
52 Weeks High   date	50.3008 EUR (2023/05/08)
52 Weeks Low   date	42.9311 EUR (2024/01/19)

## Recent Research

on underlying		on sector	
Date		Headline	Download
2024/04/26		Global Equity Ratings	
2024/04/03		Global Equity Ratings	
2024/03/13		Global Equity Ratings	
2024/02/22		Global Equity Ratings	
2024/02/14		Global Equity Ratings	