

UNILEVER PLC FUTURE (UNIH) - EUX/C1

2024/04/19 18:45:49

Price
44.47 EUR

Difference  0.53% (0.24)

General attributes

Symbol	UNIHC1
Exchange	Eurex
Currency	EUR
Security type	Future
Underlying	UNILEVER PLC
Maturity	05-2024
Contract size	100

Market data

Bid (Bid size)	- EUR (-)
Ask (Ask size)	- EUR (-)
Open	44.47 EUR
High	44.47 EUR
Low	44.47 EUR
Close (prev. day)	44.2349 EUR
Underlying	UNILEVER PLC
Underlying price (date)	3,811.00 (24/04/19)
Settlement price (date)	44.17 (24/04/19)
Open Interest	0

Performance and Risk

	6m	1Y	3Y
Perf (%)	-3.80%	-9.91%	-
Perf (abs.)	-1.75	-4.87	-
Beta	-	-	-
Volatility	13.82	13.25	-

Futures and Options

Related Futures	-
Related Options	-

5Y












Information about previous performance does not guarantee future performance.
Source: FactSet

Price data

Ø price 5 days Ø volume 5 days (pcs.)	44.17 EUR (0)
Ø price 30 days Ø volume 30 days (pcs.)	45.28 EUR (67)
Ø price 100 days Ø volume 100 days (pcs.)	45.02 EUR (20)
Ø price 250 days Ø volume 250 days (pcs.)	46.18 EUR (36)
YTD High date	47.19 EUR (2024/02/08)
YTD Low date	43.26 EUR (2024/01/19)
52 Weeks High date	50.19 EUR (2023/04/28)
52 Weeks Low date	43.26 EUR (2023/11/20)

Recent Research

on underlying		on sector	
Date		Headline	Download
2024/04/03		Global Equity Ratings	
2024/03/13		Global Equity Ratings	
2024/02/22		Global Equity Ratings	
2024/02/14		Global Equity Ratings	
2024/01/23		Global Equity Ratings	