

# KONE CORP. [NEW] FUTURE (TKC4) - EUX/C1

2024/08/07 18:56:42

Price  
**52.8912** EUR

Difference  1.68% (0.88)

### General attributes

Symbol	TKC4C1
Exchange	Eurex
Currency	EUR
Security type	Future
Underlying	KONE OYJ
Maturity	08-2024
Contract size	100

### Market data

Bid (Bid size)	- EUR (-)
Ask (Ask size)	- EUR (-)
Open	52.8912 EUR
High	52.8912 EUR
Low	52.8912 EUR
Close (prev. day)	52.0159 EUR
Underlying	KONE OYJ
Underlying price (date)	47.05 (24/08/07)
Settlement price (date)	52.89 (24/08/07)
Open Interest	0

### Performance and Risk

	6m	1Y	3Y
Perf (%)	+0.41%	+1.13%	-
Perf (abs.)	+0.21	+0.58	-
Beta	-	-	-
Volatility	17.31	19.06	-

### Futures and Options

Related Futures	-
Related Options	-

5Y










Information about previous performance does not guarantee future performance.  
Source: FactSet

### Price data

Ø price 5 days   Ø volume 5 days (pcs.)	52.6284 EUR (0)
Ø price 30 days   Ø volume 30 days (pcs.)	52.6031 EUR (0)
Ø price 100 days   Ø volume 100 days (pcs.)	51.2463 EUR (0)
Ø price 250 days   Ø volume 250 days (pcs.)	49.2489 EUR (0)
YTD High   date	53.7569 EUR (2024/05/06)
YTD Low   date	48.1753 EUR (2024/01/19)
52 Weeks High   date	53.7569 EUR (2024/05/06)
52 Weeks Low   date	44.2542 EUR (2023/10/24)

### Recent Research

on underlying	on sector	on market	
Date		Headline	Download
2023/10/27		Global Equity Ratings	
2023/09/29		Global Equity Ratings	
2023/09/08		Global Equity Ratings	
2023/08/22		Global Equity Ratings	
2023/08/17		Global Equity Ratings	