

TESLA INC. FUTURE (TSLF) - EUX/C6

2023/09/22 18:40:45

Price
273.2087 USD

Difference  **-5.59%** (-16.19)

General attributes

Symbol	TSLFC6
Exchange	Eurex
Currency	USD
Security type	Future
Underlying	TESLA INC.
Maturity	12-2024
Contract size	300

Market data

Bid (Bid size)	- USD (-)
Ask (Ask size)	- USD (-)
Open	273.2087 USD
High	273.2087 USD
Low	273.2087 USD
Close (prev. day)	289.3952 USD
Underlying	TESLA INC.
Underlying price (date)	246.99 (23/09/25)
Settlement price (date)	262.08 (23/09/25)
Open Interest	0

Performance and Risk

	6m	1Y	3Y
Perf (%)	+35.77%	-	-
Perf (abs.)	+71.98	-	-
Beta	-	-	-
Volatility	90.42	78.13	78.13

Futures and Options

Related Futures	-
Related Options	-

5Y












Information about previous performance does not guarantee future performance.
Source: FactSet

Price data

Ø price 5 days Ø volume 5 days (pcs.)	231.3183 USD (0)
Ø price 30 days Ø volume 30 days (pcs.)	183.9757 USD (0)
Ø price 100 days Ø volume 100 days (pcs.)	- USD (1)
Ø price 250 days Ø volume 250 days (pcs.)	- USD (1)
YTD High date	289.3952 USD (2023/09/11)
YTD Low date	119.3271 USD (2023/01/10)
52 Weeks High date	289.3952 USD (2023/09/11)
52 Weeks Low date	119.3271 USD (2023/01/10)

Recent Research

on underlying	on sector	on market	
Date		Headline	Download
2023/09/08		Global Equity Ratings	
2023/08/22		Global Equity Ratings	
2023/08/17		Global Equity Ratings	
2023/08/09		Global Equity Ratings	
2023/07/21		Global Equity Ratings	